

NETBLAZON

Discount Based on Subtotal

user manual

Miva Module for Miva Merchant 5

Contents

- Introduction
- Installation
- Module Settings
- Support

Introduction

The Discount Based on Subtotal module allows the Miva Merchant store to offer discounts based on the subtotal of the items in the customer's basket. This allows the store to offer overall volume pricing across its entire product line. For example, the store may offer 10% off orders between \$200 and \$499.99, and 20% off orders of \$500 or more. The module provides flexibility to exclude certain products and to exclude certain price groups.

The module also allows the subtotal calculation to include basket charges of a given type. If the "included charges" option is left blank, then the subtotal will be the sum of all the products (and their attributes) in the basket, and will not include any charges such as shipping or tax. In this case, if a coupon or another discount is applied, then the subtotal will also not include that discount. Since it is often desirable to base the discount off the subtotal AFTER applying the coupon, the store administrator can specify the coupon charge code in the included charges, and then it will be deducted before this module's discount is applied.

Store Front Account Search Product List Basket Contents Checkout				
Code	Product	Quantity	Price/Ea.	Total
<input type="button" value="Remove"/>	856802 Widget XYZ	<input type="text" value="13"/> <input type="button" value="Update"/>	\$33.95	\$441.35
			10% Volume Discount: (\$44.13)	
			Total: \$397.22	

Installation

Installing the Module

1. Unzip the module's ZIP file to your hard drive
2. Log into your Miva admin utility
3. Expand the navigation tree next to Global Settings
4. Click the link "[Add]" next to the "Modules" link
5. Click the "Upload File" graphic
6. Click the "Browse" button
7. Browse to the location where you stored the files from extracted from the ZIP file
8. Select NBDISCSUBTOTAL5.mvc
9. Click the "Upload" button
10. When the module has been uploaded, the small "Upload File" window will disappear, leaving you with the main Miva admin screen visible
11. Click the "Add" button on the main Miva admin screen

Associating the Module with a Store

1. Inside of the Miva admin utility, click the link "Logging Configuration" link under your store
2. In the assigned module list, you should see an entry for "NetBlazon's Discount Based on Subtotal"
3. Check the checkbox next to this module and click the Update button

Module Settings

1. Click the “Page Title Manager PRO” tab across the top of the “Logging Configuration” screen
2. When prompted, enter your license key and then click the Update button. The screen will refresh and show the module’s admin screen.

Under the licensing information are two subtabs labeled “Discount Levels” and “Options”

Discount Levels

The Discount Levels subtab allows you to specify the discounts levels that will be active in the store. To add a new level, click the “New” icon in the navy blue header. Under “Minimum Amount”, enter the basket subtotal minimum that should trigger this discount. If desired, also enter a “Maximum Amount”. If this is the only or highest discount level, you can leave the Maximum Amount blank to indicate no limit. Enter the text you wish displayed in the basket contents for this discount, under “Description in Basket”. Then, enter the discount in the last box. If the discount should be taken as a percentage of the subtotal, check the “Percent” box. If blank, the exactly dollar amount will be taken as a discount. When you are done click the Update button.

You may enter as many discount levels as you like. Note that the module will apply the first discount that the basket qualifies for. So, if you overlap levels, you may get results that are not what you desire. Be careful not to overlap discount levels unless you have a particular reason to do so.




[Documentation](#) | [FAQs](#) | [Support](#)

Discount Based on Subtotal

License Key:
Version: 4.5 — [Check for Updates](#)
Copyright © 2002-2005 by [NetBlazon](#)

NETBLAZON

Discount Levels | [Options](#)

Minimum Amount	Maximum Amount (0 for no limit)	Description in Basket	Discount	
\$100.00	\$199.99	Bronze Discount	\$5.00	
<input type="text" value="200.00"/>	<input type="text" value="299.99"/>	<input type="text" value="Silver Discount"/>	<input type="text" value="5.00"/> <input checked="" type="checkbox"/> Percent?	
\$300.00	<i>no limit</i>	Gold Discount	10.00 %	

Module Settings continued...

Administrator Interface - Options

There are a number of global options that can be specified for this module:

- 1. Discount is Tax Exempt?:** If checked, then the discount charge will be tax exempt. Otherwise the discount charge is included in the amount when tax is calculated.
- 2. Excluded Products:** Any products listed here will not count toward the required basket subtotal that triggers a discount. Enter product codes separated by a pipe (|) character.
- 3. Excluded Price Groups:** Customers assigned to price groups specified here will not receive the discount when they are logged into their account. Enter price group names separated by a pipe (|) character.
- 4. Included Charges:** Normally, no charges are included when calculating the subtotal in order to determine which (if any) discount is applied. In order to include certain charges in the subtotal, specify their code(s) here, separated by the pipe (|) character.

Discount Levels Options	
Global Settings	
Discount is Tax Exempt?	<input type="checkbox"/>
Excluded Products	<input type="text" value="somewidget1 somewidget2"/> <small>Example: ABC123 XYZ789 will exclude products with the code "ABC123" or "XYZ789" from the subtotal calculation.</small>
Excluded Price Groups	<input type="text" value="wholesalers special"/> <small>Example: wholesalers friends employees will exclude customers in price groups named "wholesalers", "friends", and "employees".</small>
Included Charges	<input type="text" value="A_COUPON"/> <small>Example: TAX SHIPPING will include all tax and shipping charges in the subtotal calculation. If blank, no charges will be used when determining the discount level.</small>

Support

For questions or problems with your
Discount Based on Subtotal module
please send email to support@netblazon.com or visit our helpdesk.